

The *Emergency Management Be Prepared Kit*
including the
Readiness Checklist: Emergency Plan for Home,
Shelter Checklist: Be Prepared to Go to a Shelter
and
Yellow Checklist: Important People and Papers

were produced by

Ohio Legal Rights Service

in partnership with

Ohio Department of Health

Ohio Department of Mental Retardation and Developmental Disabilities

Ohio Department of Aging

Ohio Developmental Disabilities Council

Ohio State University Nisonger Center UCEDD

University of Cincinnati UCEDD

Governor's Council on People with Disabilities

and were printed by

Ohio Department of Health



Ohio Legal Rights Service
50 West Broad Street, Suite 1400
Columbus, Ohio 43215-5923
TEL 614-466-7264 / 800-282-9181 (in Ohio)
TTY 614-728-2553 / 800-858-3542 (in Ohio)
FAX 614-644-1888
WEB <http://olrs.ohio.gov/>

These and other OLRS publications are available on the internet at

<http://olrs.ohio.gov/>

December 2006

Emergency Management Be-Prepared Kit

for HOME
and AWAY



Prepared for Ohioans who have daily functioning needs, by:




- Ohio Department of Health
- Ohio Legal Rights Service
- Ohio Department of Mental Retardation and Developmental Disabilities
- Ohio Department of Aging
- Ohio Developmental Disabilities Council
- Ohio State University Nisonger Center UCEDD
- University of Cincinnati UCEDD
- Governor's Council on People with Disabilities

Make Your Personal Plan

Get prepared for emergencies. People who are prepared for emergencies usually stay safer when something happens than people who are not ready. Make your personal or family plan. If you will need support during an emergency, include the people who will help you.

Emergency planning is important. Help may not be able to get to you during an emergency. You will need to rely on your Personal Plan for Emergencies.

Complete all three booklets:

-  Readiness Checklist: Emergency Plan for Home (blue)
-  Shelter Checklist: Be Prepared to Go to a Shelter (green)
-  Yellow Checklist: Important People and Papers (yellow)

Get your “Be Prepared Kit” ready. Keep your completed blue, green and yellow booklets together in this orange folder. Keep the items in your kit and these booklets in a strong plastic bag or waterproof container.

Contact your support network partners regularly to confirm their readiness to check with you in an emergency and their ability to come to your aid if needed. If you arranged for transportation in an emergency, check in every couple of months with your transportation contact person to make sure that your plan will still work. Review your contacts and papers every couple months to make sure the information is still current.

Plan Ahead for Emergencies

Emergencies can happen at any time. Hurricanes, tornados, floods, fires, electrical blackouts and terrorist attacks are in the news everyday. On an individual scale, sudden illness, equipment breakdown, and loss of a personal care assistant are also serious emergencies.

Emergency management is the way governments, communities, agencies and people work together to prepare for and deal with emergencies. Emergency management has three phases: planning, response and recovery. People with disabilities have the right to participate in all phases, in planning for, responding to, and recovery from emergencies.

Planning ahead is a critical phase of emergency management. Planning ahead can make the difference between tragedy and survival.

You have a responsibility in planning ahead for an emergency, because you and the people who assist you know your daily needs best and what you might need in an emergency.

This Emergency Management “Be Prepared Kit” is designed to assist you to plan ahead for emergencies.